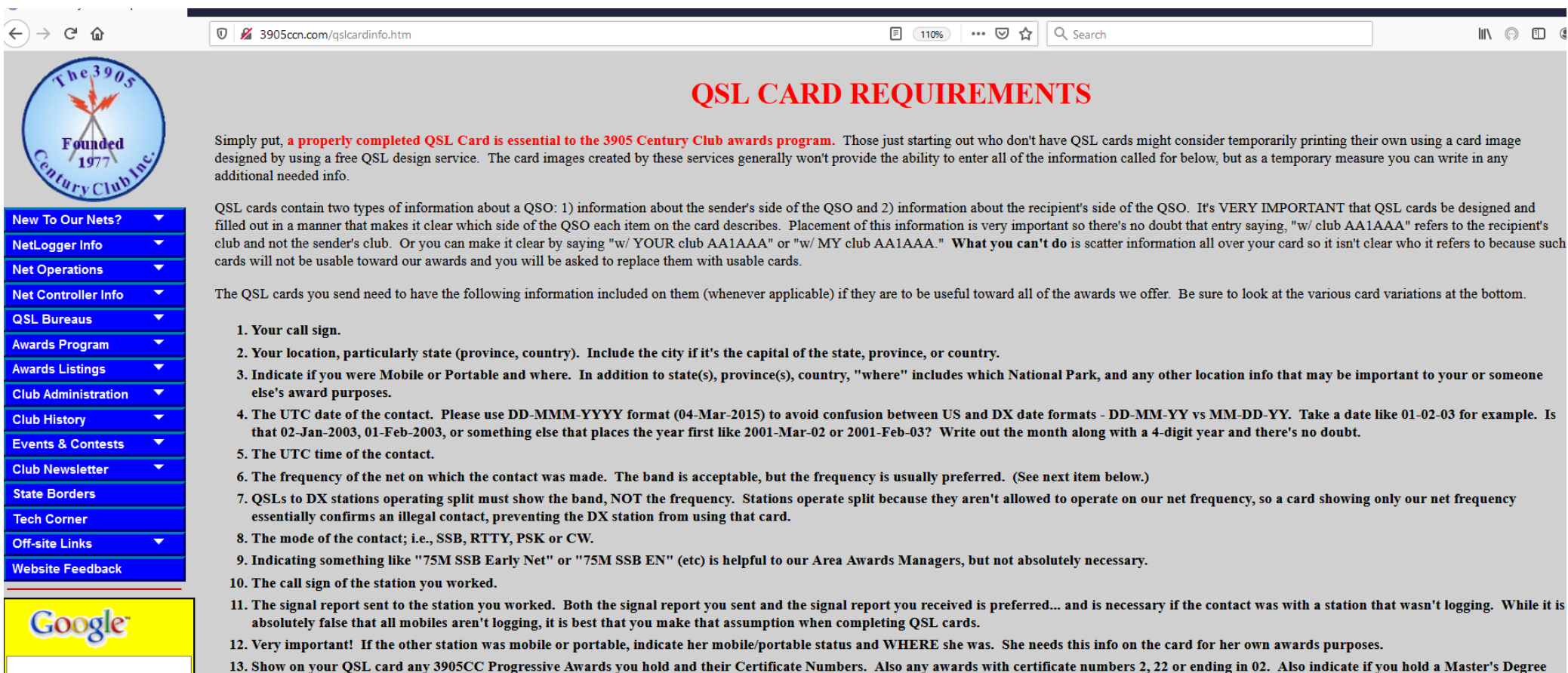


Putting the right information on 3905 Century Club QSL cards

A presentation by Marty Blaise, AG5T

A visual power point based on information originally provided by KB3PU on the club web site at
<http://www.3905ccn.com/qsldatainfo.htm>

Much of the material on this power point will be taken from this section of the club web site. We will start our discussion from this page as seen below.



The screenshot shows a web browser window with the address bar displaying "3905ccn.com/qsldatainfo.htm". The page title is "QSL CARD REQUIREMENTS". On the left side, there is a vertical navigation menu with blue buttons and white text, including "New To Our Nets?", "NetLogger Info", "Net Operations", "Net Controller Info", "QSL Bureaus", "Awards Program", "Awards Listings", "Club Administration", "Club History", "Events & Contests", "Club Newsletter", "State Borders", "Tech Corner", "Off-site Links", and "Website Feedback". Above the menu is a circular logo for "The 3905 Century Club Inc." with "Founded 1977" and a stylized maple leaf. The main content area has a light gray background. At the top right of the main area is a search bar. The text "QSL CARD REQUIREMENTS" is centered at the top of the main area in a large, bold, red font. Below this, there is a paragraph of text explaining the importance of a properly completed QSL card. This is followed by a list of 13 requirements for QSL cards, numbered 1 through 13. The requirements cover details such as call signs, location, date, time, frequency, mode, and awards. At the bottom left of the page, there is a yellow Google search bar.

QSL CARD REQUIREMENTS

Simply put, **a properly completed QSL Card is essential to the 3905 Century Club awards program.** Those just starting out who don't have QSL cards might consider temporarily printing their own using a card image designed by using a free QSL design service. The card images created by these services generally won't provide the ability to enter all of the information called for below, but as a temporary measure you can write in any additional needed info.

QSL cards contain two types of information about a QSO: 1) information about the sender's side of the QSO and 2) information about the recipient's side of the QSO. It's VERY IMPORTANT that QSL cards be designed and filled out in a manner that makes it clear which side of the QSO each item on the card describes. Placement of this information is very important so there's no doubt that entry saying, "w/ club AA1AAA" refers to the recipient's club and not the sender's club. Or you can make it clear by saying "w/ YOUR club AA1AAA" or "w/ MY club AA1AAA." **What you can't do** is scatter information all over your card so it isn't clear who it refers to because such cards will not be usable toward our awards and you will be asked to replace them with usable cards.

The QSL cards you send need to have the following information included on them (whenever applicable) if they are to be useful toward all of the awards we offer. Be sure to look at the various card variations at the bottom.

1. Your call sign.
2. Your location, particularly state (province, country). Include the city if it's the capital of the state, province, or country.
3. Indicate if you were Mobile or Portable and where. In addition to state(s), province(s), country, "where" includes which National Park, and any other location info that may be important to your or someone else's award purposes.
4. The UTC date of the contact. Please use DD-MMM-YYYY format (04-Mar-2015) to avoid confusion between US and DX date formats - DD-MM-YY vs MM-DD-YY. Take a date like 01-02-03 for example. Is that 02-Jan-2003, 01-Feb-2003, or something else that places the year first like 2001-Mar-02 or 2001-Feb-03? Write out the month along with a 4-digit year and there's no doubt.
5. The UTC time of the contact.
6. The frequency of the net on which the contact was made. The band is acceptable, but the frequency is usually preferred. (See next item below.)
7. QSLs to DX stations operating split must show the band, NOT the frequency. Stations operate split because they aren't allowed to operate on our net frequency, so a card showing only our net frequency essentially confirms an illegal contact, preventing the DX station from using that card.
8. The mode of the contact; i.e., SSB, RTTY, PSK or CW.
9. Indicating something like "75M SSB Early Net" or "75M SSB EN" (etc) is helpful to our Area Awards Managers, but not absolutely necessary.
10. The call sign of the station you worked.
11. The signal report sent to the station you worked. Both the signal report you sent and the signal report you received is preferred... and is necessary if the contact was with a station that wasn't logging. While it is absolutely false that all mobiles aren't logging, it is best that you make that assumption when completing QSL cards.
12. Very important! If the other station was mobile or portable, indicate her mobile/portable status and WHERE she was. She needs this info on the card for her own awards purposes.
13. Show on your QSL card any 3905CC Progressive Awards you hold and their Certificate Numbers. Also any awards with certificate numbers 2, 22 or ending in 02. Also indicate if you hold a Master's Degree

A properly completed QSL card is essential to the 3905 Century Club awards program

QSL cards contain two types of information about a QSO:

- 1) Information about the sender's side of the QSO and
- 2) Information about the recipient's side of the QSO.



It's very important that the QSL cards be designed and filled out in a manner that makes it clear which side of the QSO each item on the card describes.

Placement of this information is important so there is no doubt that an entry saying , "w/ club AA1AAA" refers to the recipient's club and not the sender's club. Or you can make it clear by saying "w/ YOUR club AA1AAA" or "w/ MY club AA1AAA. What you can't do is scatter information all over your card so it isn't clear who it refers to because such cards will not usable toward 3905 CC awards and you will be asked to replace them with usable cards.

Now will we look at the information required on a QSL card if it is to be useful towards all the awards the club offers

QSL CARD REQUIREMENTS

- Your call sign
- Your location, particularly state (province, country). Include the city if it's the capital of the state, province or country.

Tip: if you want to include your email address, you could list it under your mailing address.

Note: this is my layout. There are many ways you can lay out your card design.



AG5T

Martin Blaise
8611 Twisting Vine Lane
Houston TX 77040-4619
martingblaise@gmail.com



My awards numbers


20 M SSB 100pt # 54 PSK 100 pt #92 RTTY 100 pt #89
 40 M SSB 100pt #1355 1K #336 2K #270
 40 M CW 100pt #156 RTTY 100pt #108
 75 M SSB 100pt #1816 1K #554 2K #250
 80 M CW 100 pt# 100 160 M SSB 100pt #162

Mobile in _____
 Portable in _____
 _____ Late Net _____ Capital
 _____ VIP pt _____
 _____ PSE QSL TNX _____

Call Sign	Date	Time	Signal	MHz	2x Mode
			S R		


Tip: a suggested size for QSL cards is 5 ½ inches wide by 3 ½ inches tall.

#3 Indicate if you were mobile or portable and where In addition to state(s), province(s), country, “where” includes which National Park, high point, low point and any other location that may be important to your or someone else’s awards purposes.



AG5T

Martin Blaise
8611 Twisting Vine Lane
Houston TX 77040-4619



My awards numbers

20 M SSB 100pt # 54 PSK 100 pt #92 RTTY 100 pt #89
 40 M SSB 100pt #1355 1K #336 2K #270
 40 M CW 100pt #156 RTTY 100pt #108
 75 M SSB 100pt #1816 1K #554 2K #250
 80 M CW 100 pt# 100 160 M SSB 100pt #162

Mobile in Arkansas

Portable in _____

____ Late Net ____ Capital


____ VIP pt _____

____ PSE QSL TNX _____

Call Sign	Date	Time	Signal	MHz	2x Mode
			S		
			R		

- UTC date of the contact and #5 the UTC time of the contact

From the web site: please use DD-MM-YYYY format (04-Mar-2021) to avoid confusion between US and DX date formats – DD-MM-YY vs MM-DD-YY. Take a date like 01-02-03 for example. Is that 02-Jan-2003, 01-Feb-2003, or something else that places the year first like 2001-Mar-02 or 2001-Feb-03? Or you can write out the month along with a 4-digit year and there's no doubt.



The 3905
Founded 1977
Century Club Inc.

AG5T

Martin Blaise
8611 Twisting Vine Lane
Houston TX 77040-4619



My awards numbers

20 M SSB 100pt # 54 PSK 100 pt #92 RTTY 100 pt #89
 40 M SSB 100pt #1355 1K #336 2K #270
 40 M CW 100pt #156 RTTY 100pt #108
 75 M SSB 100pt #1816 1K #554 2K #250
 80 M CW 100 pt# 100 160 M SSB 100pt #162

Mobile in _____
 Portable in _____
 _____ Late Net _____ Capital
 _____ VIP pt _____
 _____ PSE QSL TNX _____

Call Sign	Date	Time	Signal	MHz	2x Mode
	07/02/2021	03:11	S R		



AG5T

Martin Blaise
8611 Twisting Vine Lane
Houston TX 77040-4619



My awards numbers

20 M SSB 100pt # 54 PSK 100 pt #92 RTTY 100 pt #89
40 M SSB 100pt #1355 1K #336 2K #270
40 M CW 100pt #156 RTTY 100pt #108
75 M SSB 100pt #1816 1K #554 2K #250
80 M CW 100 pt# 100 160 M SSB 100pt #162

Mobile in _____
Portable in _____
____ Late Net ____ Capital
____ VIP pt _____
____ PSE QSL TNX _____

Call Sign	Date	Time	Signal				MHz	2x Mode
						S R	3.902	

QSL CARD REQUIREMENTS

- the frequency on which the contact was made. The band is acceptable, but the frequency is usually preferred.



AG5T

Martin Blaise
8611 Twisting Vine Lane
Houston TX 77040-4619



My awards numbers

20 M SSB 100pt # 54 PSK 100 pt #92 RTTY 100 pt #89
40 M SSB 100pt #1355 1K #336 2K #270
40 M CW 100pt #156 RTTY 100pt #108
75 M SSB 100pt #1816 1K #554 2K #250
80 M CW 100 pt# 100 160 M SSB 100pt #162

Mobile in _____
Portable in _____
____ Late Net ____ Capital
____ VIP pt _____
____ PSE QSL TNX _____

Call Sign	Date	Time	Signal				MHz	2x Mode
						S R	7	

- Special for QSLs to DX stations operating split must show the band, not the FREQUENCY. Stations operate split because they aren't allowed to operate on our net frequency, so a card showing only our net frequency essentially confirms an illegal contact, preventing the DX station from using that card.

For forty meters, I put 7 for the MHz if it's a split contact.

- A QSL card needs the mode of the contact such as SSB, RTTY, PSK31 or CW. Be careful when writing your signal reports that you put 599 on RTTY and not 5x9 etc.
- Indicating something like 75 meter early SSB net is not required, but it is helpful to Area Awards Managers.



The 3905
Founded
1977
Century Club Inc.

AG5T

Martin Blaise
8611 Twisting Vine Lane
Houston TX 77040-4619



My awards numbers

20 M SSB 100pt # 54 PSK 100 pt #92 RTTY 100 pt #89
 40 M SSB 100pt #1355 1K #336 2K #270
 40 M CW 100pt #156 RTTY 100pt #108
 75 M SSB 100pt #1816 1K #554 2K #250
 80 M CW 100 pt# 100 160 M SSB 100pt #162

Mobile in _____
 Portable in _____
 _____ Late Net _____ Capital
 _____ VIP pt _____
 _____ PSE QSL TNX _____

75 meter early net

Call Sign	Date	Time	Signal	MHz	2x Mode
			<div style="display: flex; justify-content: space-around;"> 599S </div> <div style="display: flex; justify-content: space-around;"> 599R </div>		RTTY



AG5T

Martin Blaise
8611 Twisting Vine Lane
Houston TX 77040-4619



My awards numbers

20 M SSB 100pt # 54 PSK 100 pt #92 RTTY 100 pt #89
40 M SSB 100pt #1355 1K #336 2K #270
40 M CW 100pt #156 RTTY 100pt #108
75 M SSB 100pt #1816 1K #554 2K #250
80 M CW 100 pt# 100 160 M SSB 100pt #162

Mobile in _____
Portable in _____
____ Late Net ____ Capital
____ VIP pt ____
____ PSE QSL TNX _____

Call Sign	Date	Time	Signal				MHz	2x Mode
K4JEL/M North Carolina			5	X	9	S		
			5	X	9	R		

- The call sign of the station you worked.
- The signal report sent to the station you worked. Both the signal report you sent and received is preferred and it's necessary if the contact was made with a station that wasn't logging.
- Important! If the other station was mobile or portable indicate their mobile/portable status and where they were. They need this information on their card for their awards purposes.



AG5T

Martin Blaise
8611 Twisting Vine Lane
Houston TX 77040-4619



My awards numbers

20 M SSB 100pt # 54 PSK 100 pt #92 RTTY 100 pt #89
40 M SSB 100pt #1355 1K #336 2K #270
40 M CW 100pt #156 RTTY 100pt #108
75 M SSB 100pt #1816 1K #554 2K #250
80 M CW 100 pt# 100 160 M SSB 100pt #162

Mobile in _____

Portable in _____

____ Late Net ____ Capital

____ VIP pt _____

____ PSE QSL TNX _____

Call Sign	Date	Time	Signal				MHz	2x Mode
						S		
						R		

- Show on your QSL card any 3905CC progressive awards you hold and their certificate numbers. Also any with certificates 2, 22 and ending in 02 (wild cards). Master's degree number should be listed. Some may choose to show additional awards earned but this isn't required (a 2-sided card would be better if you want to list many awards).



AG5T

Martin Blaise
8611 Twisting Vine Lane
Houston TX 77040-4619



My awards numbers

20 M SSB 100pt # 54 PSK 100 pt #92 RTTY 100 pt #89
40 M SSB 100pt #1355 1K #336 2K #270
40 M CW 100pt #156 RTTY 100pt #108
75 M SSB 100pt #1816 1K #554 2K #250
80 M CW 100 pt# 100 160 M SSB 100pt #162

Mobile in _____
Portable in _____
____ Late Net ____ Capital
1 VIP pt Net Control
____ PSE QSL TNX _____

Call Sign	Date	Time	Signal				MHz	2x Mode
						S		
						R		

- If you are club officer or a VIP, be sure to include that on your card as well. NCS is a VIP when running a net and is worth 1 point.
- The QRP status is not absolutely required, but some stations do request this information, so if a station requests it, list it as QRP 5 watts on the card as an example.
- The county you were in is helpful to those who might collect County Hunter awards **BUT the 3905CC is NOT a county hunters net.** You can list the county in your address if you wish.



AG5T

Martin Blaise
8611 Twisting Vine Lane
Houston TX 77040-4619



My awards numbers

20 M SSB 100pt # 54 PSK 100 pt #92 RTTY 100 pt #89
40 M SSB 100pt #1355 1K #336 2K #270
40 M CW 100pt #156 RTTY 100pt #108
75 M SSB 100pt #1816 1K #554 2K #250
80 M CW 100 pt# 100 160 M SSB 100pt #162

Mobile in _____

Portable in _____

____ Late Net ____ Capital

____ VIP pt _____

____ PSE QSL TNX _____

Call Sign	Date	Time	Signal				MHz	2x Mode
KL7RST (OP:KL7JR)						S		
						R		

Club Call specific information:

There are a number of club stations on our nets and some of them want a card for their contact with you in addition to the operator of the club call sign.

Club calls are either:

- No card needed (NCN)
- Card requested club

If you work a card requested club, you need to include the operator somewhere on the card such as OP: KL7JR.



Additional information

As much as possible the QSL information should be on one side of the card so those who submit photocopied cards don't have to photocopy both sides.

Anything else you want to put on the card such as pictures and equipment is okay as long as it doesn't interfere with reading the necessary information. These are the things that make the card an expression of yourself. In my case I have the club logo and a state map. These are not required but many like to include them and many enjoy seeing them.

Tip: I have one sided cards. To help the bureau managers when I send a card requested club card, I flip to the blank side and write the call sign of the operator. Then the managers can sort the card faster.



Martin Blaise
8611 Twisting Vine Lane
Houston TX 77040-4619



thanks Donnie for mobile contact

My awards numbers

20 M SSB 100pt # 54 PSK 100 pt #92 RTTY 100 pt #89
40 M SSB 100pt #1355 1K #336 2K #270
40 M CW 100pt #156 RTTY 100pt #108
75 M SSB 100pt #1816 1K #554 2K #250
80 M CW 100 pt# 100 160 M SSB 100pt #162

Mobile in NCS

Portable in _____

☒ Late Net _____ Capital

_____ VIP pt _____

☒ PSE QSL TNX _____

Call Sign	Date	Time	Signal				MHz	2x Mode
K5GEB/Mob K5GEB/Mob	1-21	22:10	9	x	5	S	7	RTTY
			5	x	9	R		

There are at least 8 errors on this card. Can you find them?

Questions and
Comments?